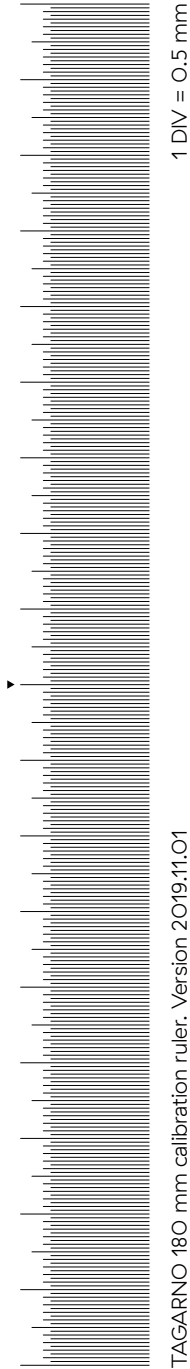


TAGARNO

Calibration ruler optimized for printers pushing **long** side of paper out first
Suitable for close-up lens: +4, +5, +10 (Opteka) and +10 (Plan 1x)



CALIBRATION RULER

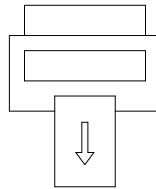
Instructions for printing

Set scaling to None, 1:1 or 100 %

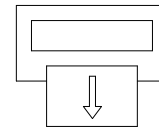
Print on heavy paper, preferably 200 g/m² (53lb)

Please note if the used printer pushes the long or short side of the paper out first.

**Short side of paper
out first**



**Long side of paper
out first**



The printing direction may affect the accuracy of the ruler.

After printing, use an office ruler to verify that the ruler is exactly 180 mm long.

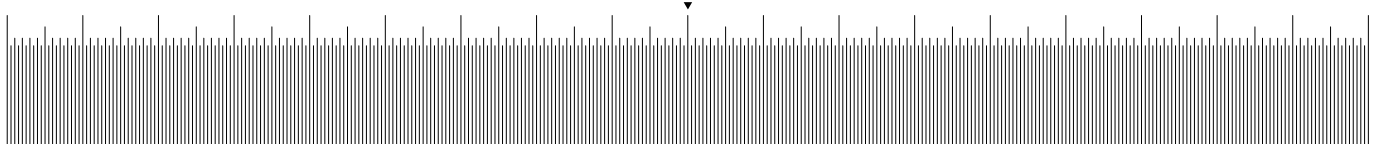
Any calibration ruler that does not meet these criteria should be discarded.

For ease of use, the verified ruler can be cut out.

Calibration ruler optimized for printers pushing **short** side of paper out first

Suitable for close-up lens: +4, +5, +10 (Opteka) and +10 (Plan 1x)

TAGARNO



TAGARNO 180 mm calibration ruler. Version 2019.11.01

1 DIV = 0.5 mm